

# Ball Valves



[www.panamengineers.com](http://www.panamengineers.com)

## Ball Valves

**PANAM** 300 series - Three piece 2 Way Ball Valves are designed and ruggedly manufactured for use in corrosive hazardous environment. These valves are used in process control, instrumentation and flow control applications. Ball Valves are precision machined, designer durability and maximum efficiency to provide high quality and low cost alternatives in fluid and gaseous control systems of different applications to meet the exact standards of our growing and demanding customers.

**PANAM** 300 series - 2 Way Ball Valves are available in high grade Stainless Steel, Carbon Steel, Brass and Monel materials in variety of end connections includes male/female threaded NPT, BSP, BSPT, ISO, DIN pipe ends and compression tube end connections.

Ball Valves can be supplied to meet current revision of NACE MR01-75 (Sour Gas Service)

All Valves are 100% factory tested and complete traceability is available.

Panel mounting provided only with the phenolic handle.

## Features & Benefits

**A479-316 Construction** - for corrosion resistance.

**Full or Reduced Bore** - for excellent flow.

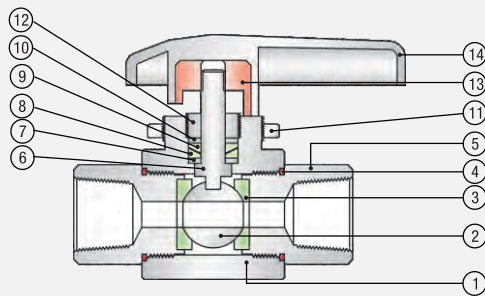
**Three piece design** - for easy installation and maintenance.

**Anti Blow out internally loaded stem** - for safety.

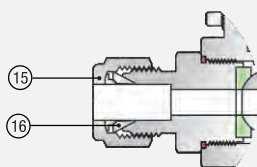
**Floating ball design** - for positive sealing & seat wearout.

**Low torque 90° actuation with SS Lever / Phenolic handle** - for smooth operation.

## Material of Construction



Threaded End Connections



Compression Tube End Connections

Sr. No.	Part Name	Qty.	Material
1	Body (Outlet)	1	A479-316 / Brass
2	Ball	1	A479-316
3	Packing	2	DELTRIN / PTFE / PEEK
4	'O' Rings	2	Viton / Buna-N
5	Adaptors	2	A479-316 / Brass
6	Spindle	1	A479-316
7	Washer	1	A479-316
8	Packing	1	DELTRIN / PTFE / PEEK
9	Packing	1	DELTRIN / PTFE / PEEK
10	Washer	1	A479-316 / Brass
11	Panel Nut	1	A479-316 / Brass
12	Nut	1	A479-316 / Brass
13	Brass Insert	1	Brass
14	Handle	1	Nylon
15	Nut	2	A479-316 / Brass
16	Ferrule Set	4	A479-316 / Brass

## Pressure & Temperature Ratings

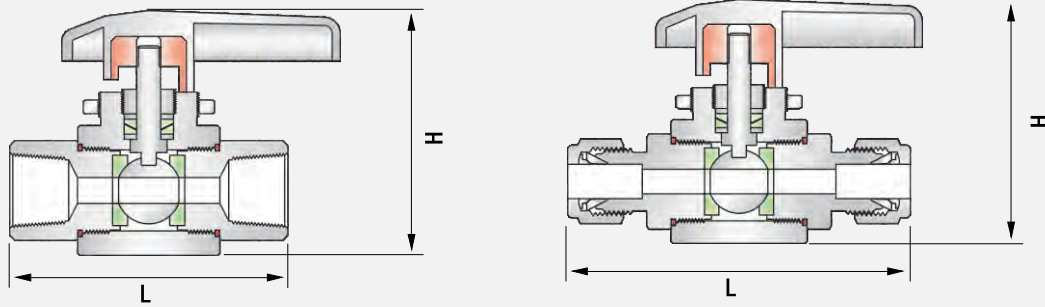
Seal Material	Temperature	Pressure Rating	Flow Coefficiency Cv ..
DELTRIN	0° C to 40° C	6000 psi to 10000 psi	1.0 to 1.6.
PEEK	-17° C to 232° C	6000 psi to 10000 psi	
PTFE	0° C to 80° C	3000 psi	

## Testing

Each valve is hydrostatically tested in accordance with MSS-SP-99. This procedure includes testing of the body cavity. Hydrostatic test is performed with pure water or other liquids of similar or lower viscosity at 1.5 times and seat leakage test at 1.1 times of the maximum working pressure. Each valve is also tested with Nitrogen Gas at 1000 psi for seat, seal and shell leakage. Other tests like Vibration, Temperature, Helium are available upon request.

**Note:-** Valves that have not been actuated for a period of time may have a higher initial actuation torque.

## Dimensions



Part No	SIZE	L	H	ORIFICE
PBV-2-S-02-OD	1/8" OD	78.00	50.00	3.00
PBV-2-S-02-FF	1/8" Female NPT	70.00	50.00	3.00
PBV-2-S-M04-OD	4mm OD	78.00	50.00	3.00
PBV-2-S-04-OD	1/4" OD	78.00	50.00	5.00
PBV-2-S-04-FF	1/4" Female NPT	70.00	50.00	5.00
PBV-2-S-M06-OD	6mm OD	78.00	50.00	5.00
PBV-2-S-05-OD	5/16" OD	78.00	50.00	5.00
PBV-2-S-M08-OD	8mm OD	78.00	50.00	5.00
PBV-2-S-06-OD	3/8" OD	85.00	50.00	8.00
PBV-2-S-06-FF	3/8" Female NPT	72.00	50.00	8.00
PBV-2-S-M10-OD	10mm OD	85.00	50.00	8.00
PBV-2-S-08-OD	1/2" OD	102.00	60.00	10.00
PBV-2-S-08-FF	1/2" Female NPT	85.00	60.00	10.00
PBV-2-S-M12-OD	12mm OD	102.00	60.00	10.00
PBV-2-S-10-OD	5/8" OD	97.00	63.00	10.00
PBV-2-S-M16-OD	16mm OD	97.00	63.00	10.00
PBV-2-S-12-OD	3/4" OD	115.00	60.00	16.00
PBV-2-S-12-FF	3/4" Female NPT	98.00	60.00	16.00
PBV-2-S-M20-OD	20mm OD	115.00	60.00	16.00
PBV-2-S-16-OD	1" OD	121.00	73.00	19.00
PBV-2-S-16-FF	1" Female NPT	115.00	70.00	19.00
PBV-2-S-M25-OD	25mm OD	121.00	73.00	19.00

All dimensions are in millimeters unless otherwise specified. Dimensions are for reference only, subject to change.

\* 300 series ball valves are also available in angle pattern and three way switching model.

**WARNING:** Inadequate care and improper utilisation of the product can cause intense and excessive damage to life and property. PANAM's products are at your liable use and at the behest of the user's responsibility to check and analyse the product in which it is going to be further inserted in to, so that the same functions properly and the relevent product is also very important for all safe guard and also precautions to be taken before the user puts the product in to the service



***PANAM ENGINEERS LTD.***

An ISO 9001:2008 Company

203, Jaisingh Business Center, Parsiwada, Sahar Road, Andheri (East), Mumbai - 400 099. INDIA  
Tel.: +91 22 2831 5555 / 57 / 58 • Fax: +91 22 2831 5574 • email: [sales@panamengineers.com](mailto:sales@panamengineers.com) / [sales@panam.in](mailto:sales@panam.in)  
website: [www.panamengineers.com](http://www.panamengineers.com) / [www.panam.in](http://www.panam.in)